




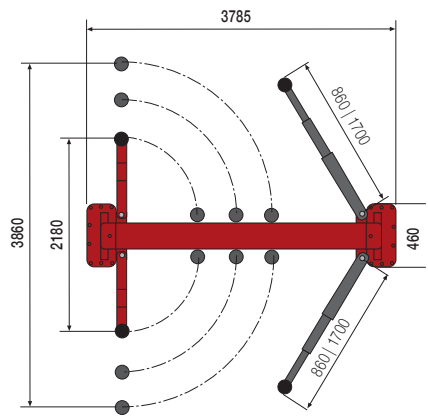
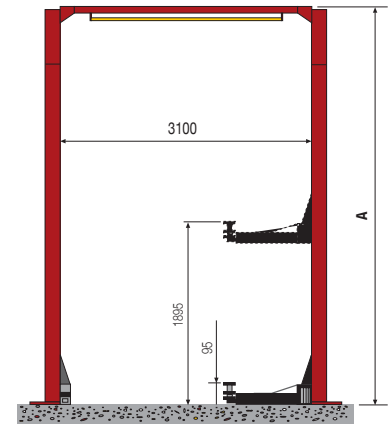
TOP 50

CAPACITY Kg 5000

ELECTRO-HYDRAULIC TWO-POST LIFT
ELEKTROHYDRAULISCHE 2-SÄULEN HEBEBÜHNEN
ÉLÉVATEUR 2 COLONNES ÉLECTRO-HYDRAULIQUE
ELEVADOR ELECTRO-HYDRAULICO DOS COLUMNAS



TOP 50



TECHNICAL DATA - TECHISCHE DATEN - DONNÉES TECHNIQUES - DATOS TÉCNICOS

					TOP 50	TOP 50 H	TOP 50 HL	
Max. capacity	Portata max.	Tragfähigkeit max.	Portée max.	Capacidad máx.	kg	5000	5000	5000
Lifting time	Tempo di salita	Hubzeit	Temps de montée	Tiempo de subida	sec	45	45	45
Lowering time	Tempo di discesa	Senkzeit	Temps de descente	Tiempo de bajada	sec	42	42	42
Max lift height A	ponte A Altezza massima del	Max B hnenhöhe A	Hauter max. élévateur A	Altura max. elevador A	mm	3870	4470	5070
Electric motor	Motore elettrico	Elektromotor	Moteur électrique	Motor eléctrico	Volt - A	230/400 - 50	230/400 - 50	230/400 - 50
Electric motor power	Potenza motore	Motorleistung	Puissance de moteur	Potencia motor	Kw - HP	2,6 - 3,5	2,6 - 3,5	2,6 - 3,5
Control circuit tension	Tensione circuito dei comandi	Steuerspannung	Circuit de commande de tension	Círcuito de mando de tension	Volt	24	24	24



www.korin.fi
+358-40 485 8840
info@korin.fi